



DARLINGTON
Borough Council

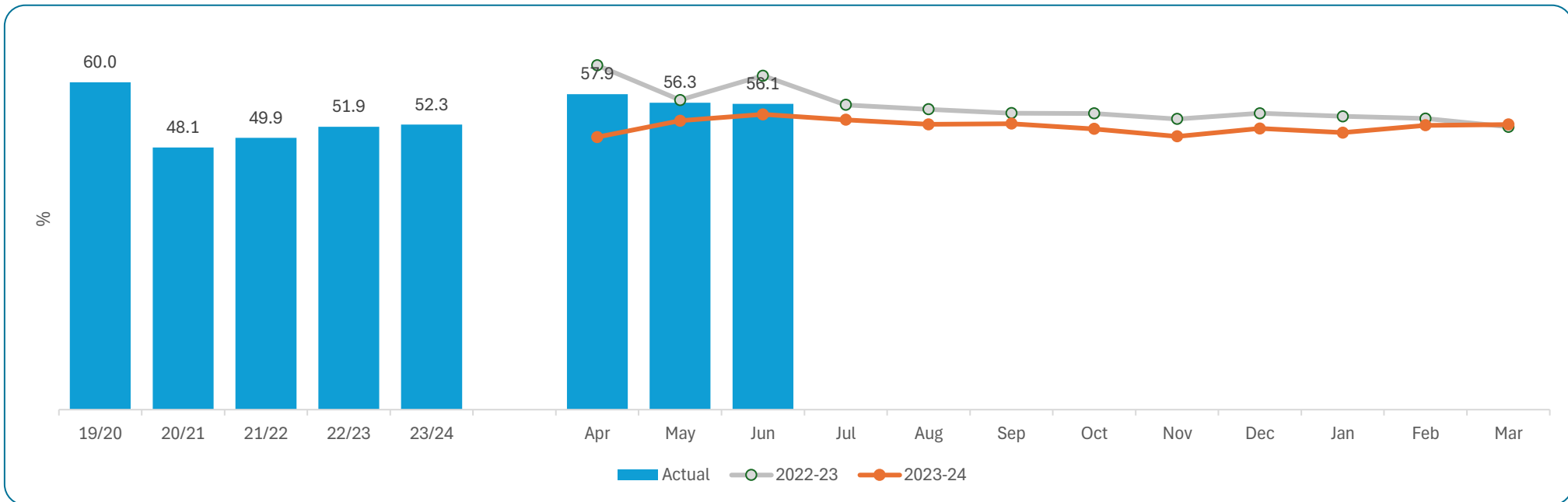
Adult's Social Care Performance & Practice Report

Quarter 1 (April - June 2024)

Scrutiny

Independence	
Definition	Numerator: Of those in the denominator, those who have had a completed reablement review with outcomes of 'No services provided or identified', 'Long Term Support Ended', Universal Services/Signposted. Denominator: The total number of clients completing a reablement package during the period
PERFORMANCE ANALYSIS	<p>Performance for this indicator continues to remain consistent.</p> <p>At the end of Quarter 1 it was reported that 34.5% of client needs had decreased, 6.8% needs had increased and 2.7% stayed the same. The remaining 56.1% are those who no longer had ongoing care needs.</p> <p>The number of clients being referred to RIACT as part of a hospital discharge remains consistently high, with an average of 84 hospital discharges being received per month during Quarter 1 of 2024-25. Although not all these referrals progress to receive a service it does demonstrate the increase the service area is currently experiencing.</p>

ASC 019: % of people who have no ongoing care needs following completion of provision of a reablement package at the end of the month.



Safety

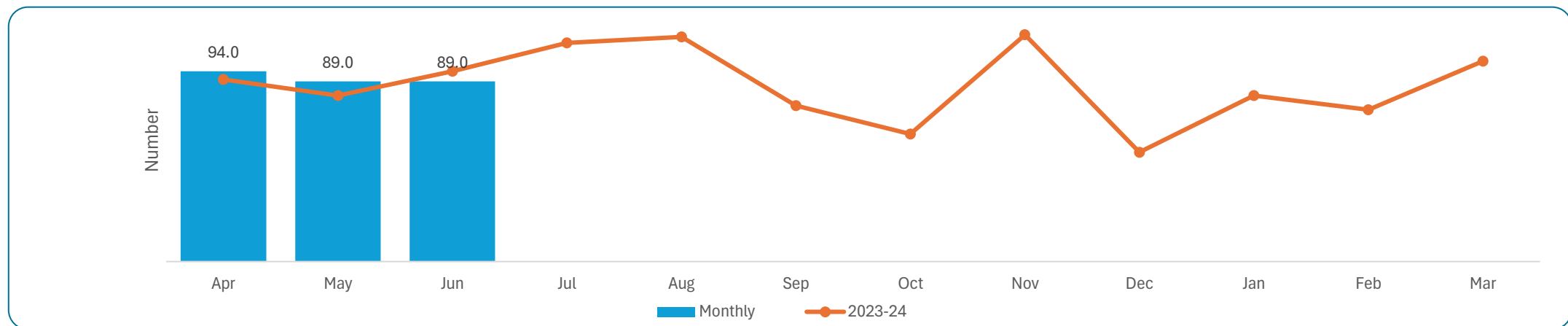
Definition Number of safeguarding concerns (initial enquiries) started - per month

PERFORMANCE ANALYSIS

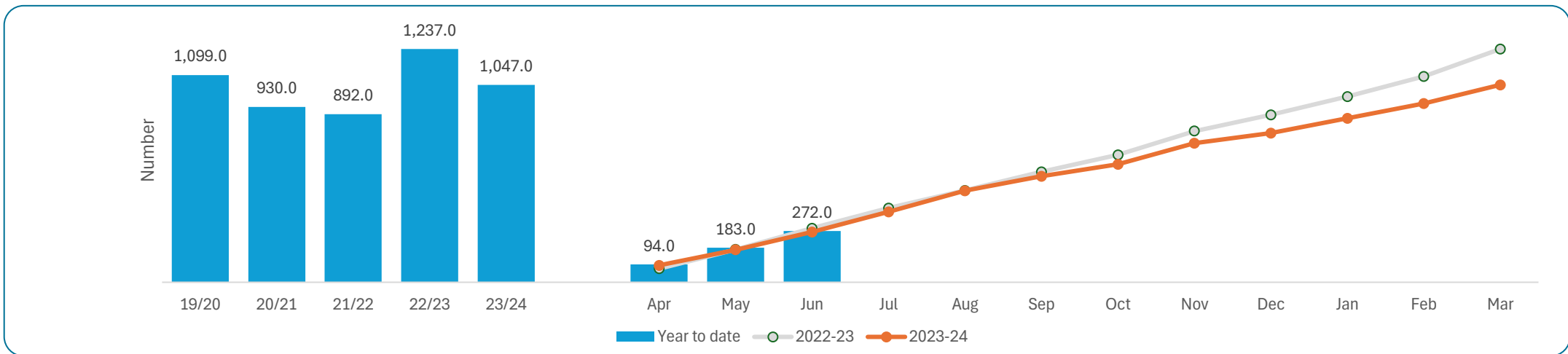
There have been 272 safeguarding enquiries started since April. The breakdown by team receiving safeguarding concerns (initial enquires):

- Safeguarding - 135 (49.6%)
- Adult Mental Health - 36 (13.2%)
- OAIT - 35 (12.9%)
- ACT - 31 (11.3%)
- Adult Learning Disability - 25 (9.1%)
- RIACT - 10 (3.7%)

ASC 209: Number of Safeguarding concerns (initial enquiries) Started - Per Month

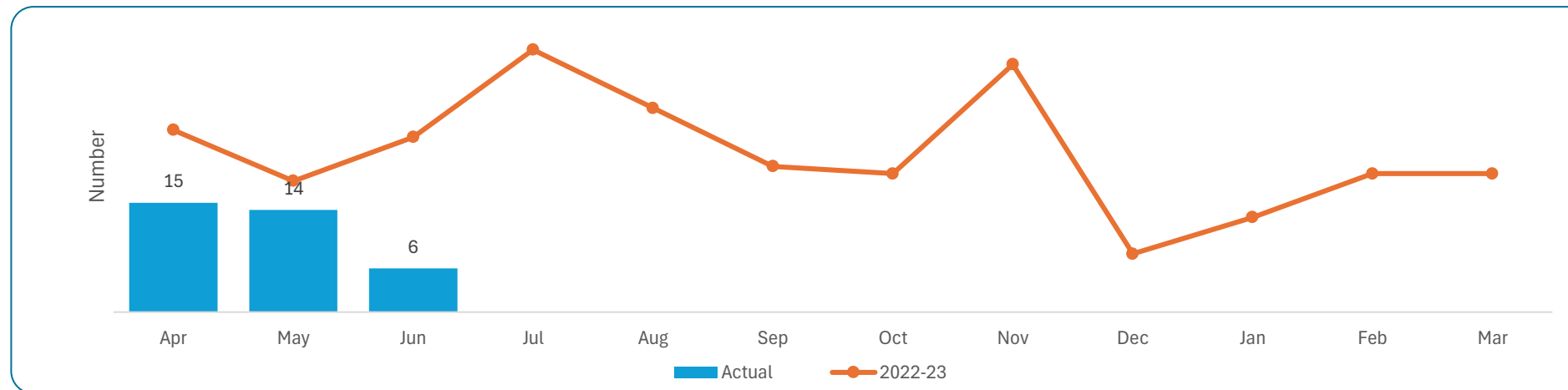


ASC 208: Number of Safeguarding concerns (initial enquiries) Started - Year to Date

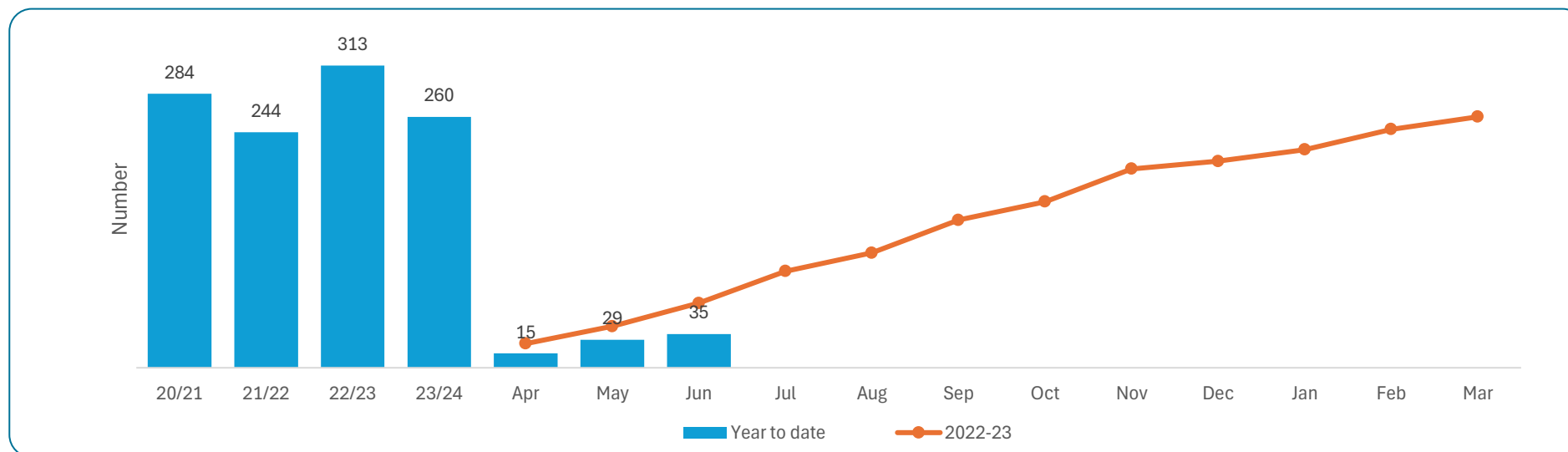


Safety	
Definition	Number of strategy meetings undertaken i.e. concerns progressed to strategy per month
PERFORMANCE ANALYSIS	Of the 272 enquiries started during Q1 2024-25, 35 have progressed to a strategy meeting which represents a 12.8% conversion rate, this is a fall from the same period last year where the conversion rate was 25.1%.

ASC 211: Monthly number of strategy meetings



ASC 211a: Year to date number of strategy meetings undertaken

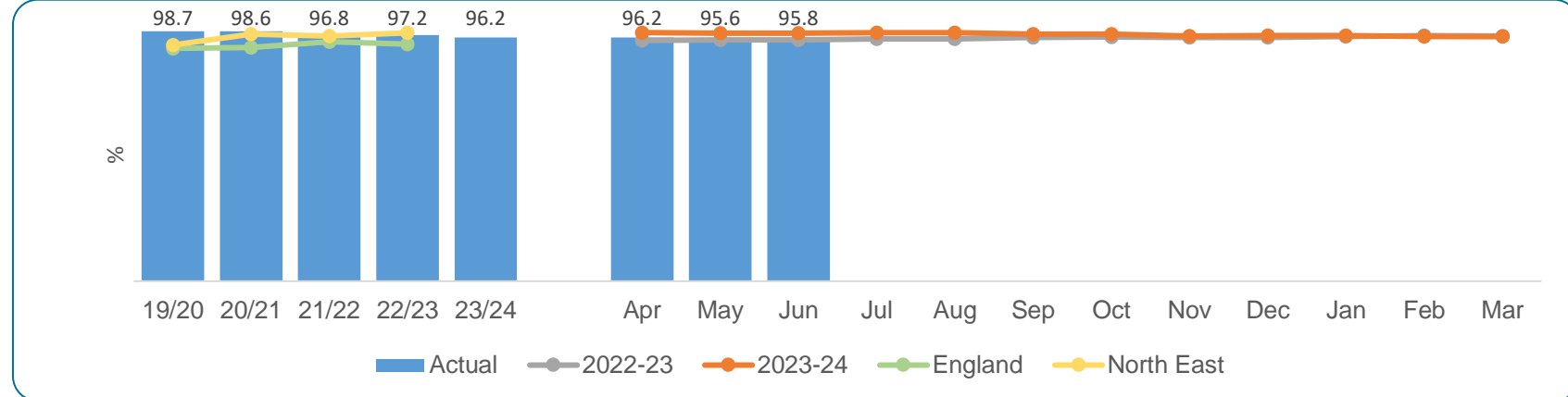


Empowerment

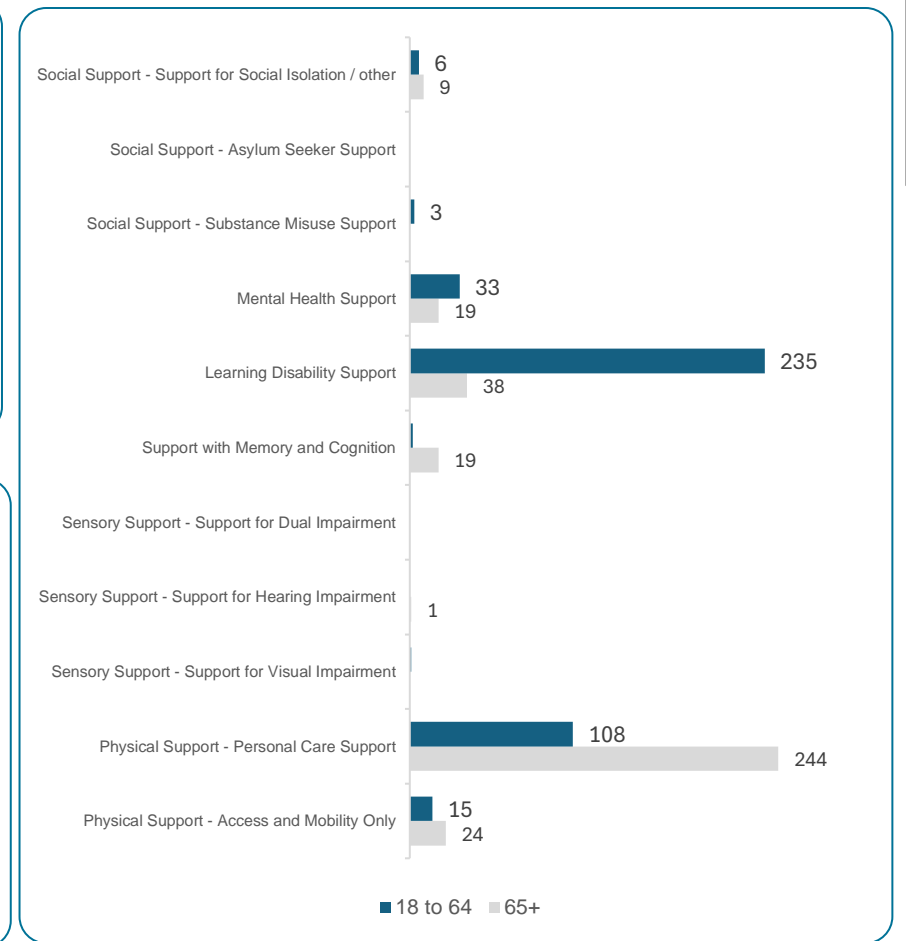
Definition
 Proportion of people using social care who receive self-directed support.
 Numerator - the number of users receiving either a) Direct Payments, b) Part Direct Payments or c) CASSR managed Personal Budget at the year end.
 Denominator - Clients (aged 18 or over) accessing long term community support at the year end.

PERFORMANCE ANALYSIS
 The proportion of people using social care who receive self directed support is currently 95.8%, this equates to 736 individuals currently receiving self directed support.

ASC 049: Proportion of people using social care who receive self-directed support

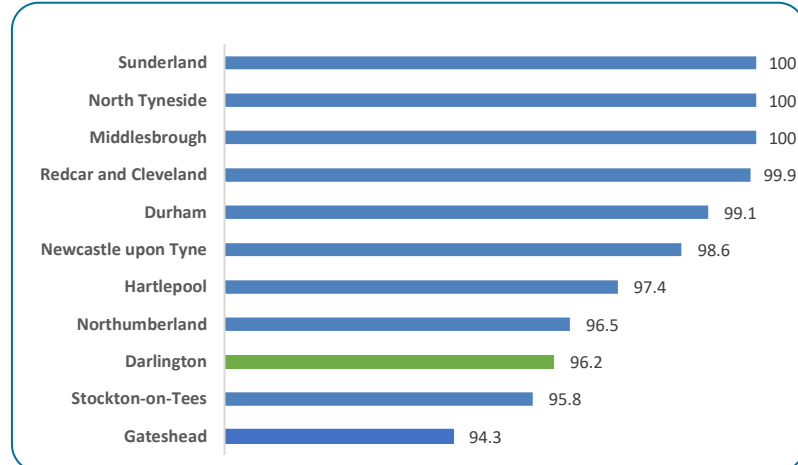


Primary Support Reason

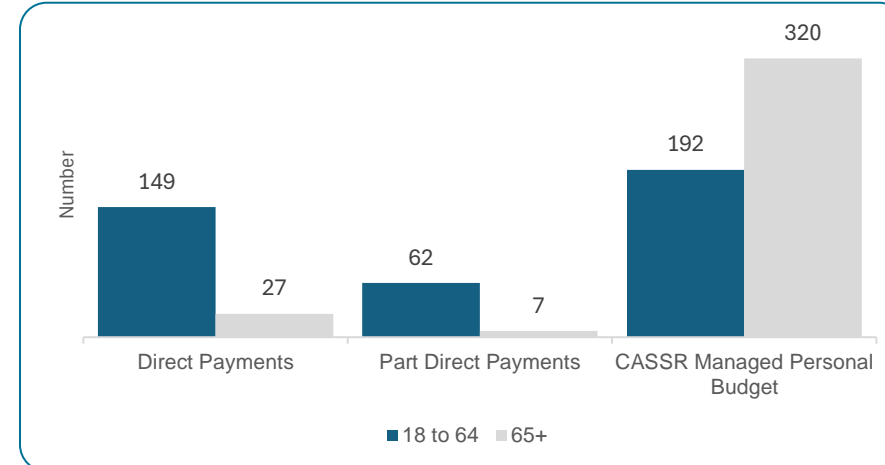


Darlington was ranked **9th** regionally for this indicator in 2023-24 - PROVISIONAL DATA

2023-24 regional results - PROVISIONAL DATA



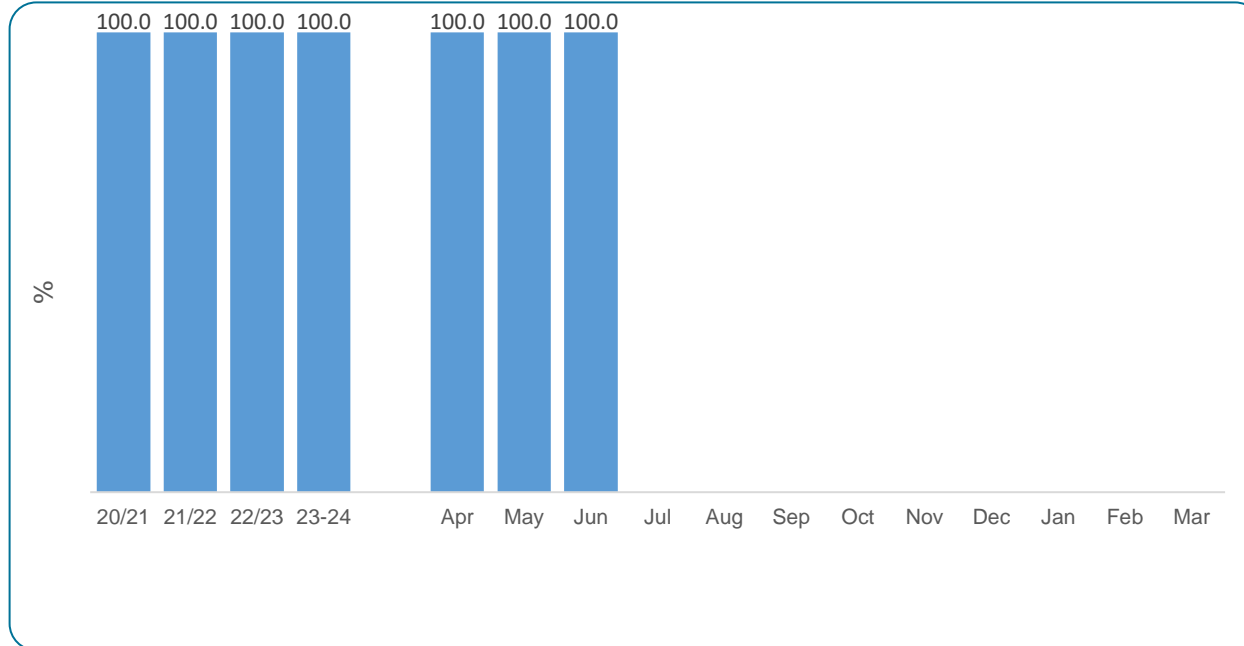
Breakdown of self-direct support



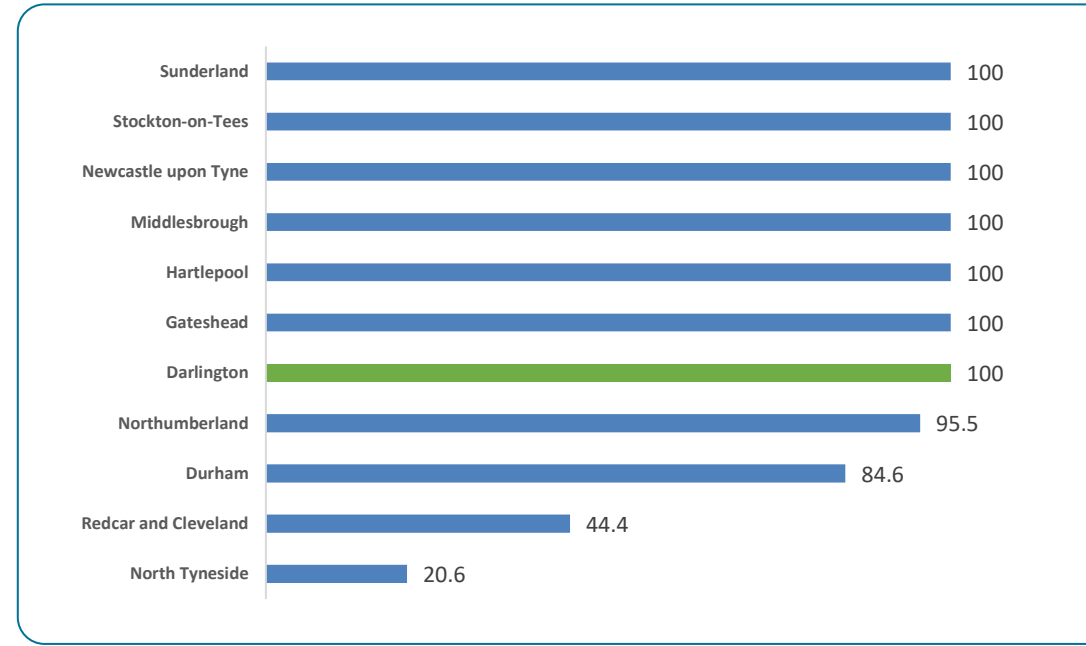
Empowerment

Definition	Proportion of carers using social care who receive self direct support
	Numerator: The number of users receiving either a) Direct Payments, b) Part Direct Payments or c) CASSR managed Personal Budget at the year end
	Denominator: Carers (caring for someone aged 18 or over) receiving carer-specific services at the year end

ASC 050: Proportion of carers using social care who receive self-directed support



2023-24 regional results - PROVISIONAL DATA



Darlington was ranked **1st (jointly)** regionally for this indicator in 2023-24 - PROVISIONAL DATA

Independence

Definition Avoiding permanent placements in residential and nursing care homes is a good indicator of maximising independence and delaying dependency. However, it is acknowledged that for some people drawing on care admission to residential or nursing care homes can represent an improvement in their situation. This indicator also captures efficiency. Residential and nursing care are often the most expensive forms of interventions. Relying on interventions that maximise independence - where appropriate - would represent a cost saving.

Data source: Client level data, Office of National Statistics

PERFORMANCE ANALYSIS

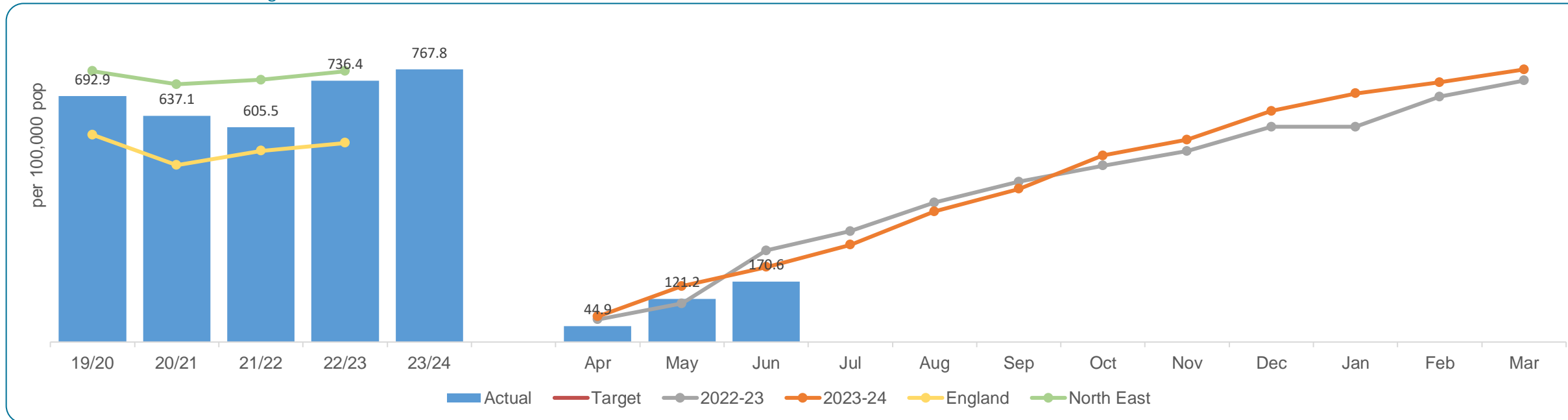
During Quarter 1 of 2024-25 the total number of individuals who moved into permanent residential or nursing care is 38. This is a decrease from 47 in 2023-24 and 41 in 2022-23.

The average length of stay for those individuals currently in permanent care aged 65+ is 32 months.

The average age of individuals moving to permanent residential, or nursing care is 86, which is an increase from the previous 2 years where the figure was 84.

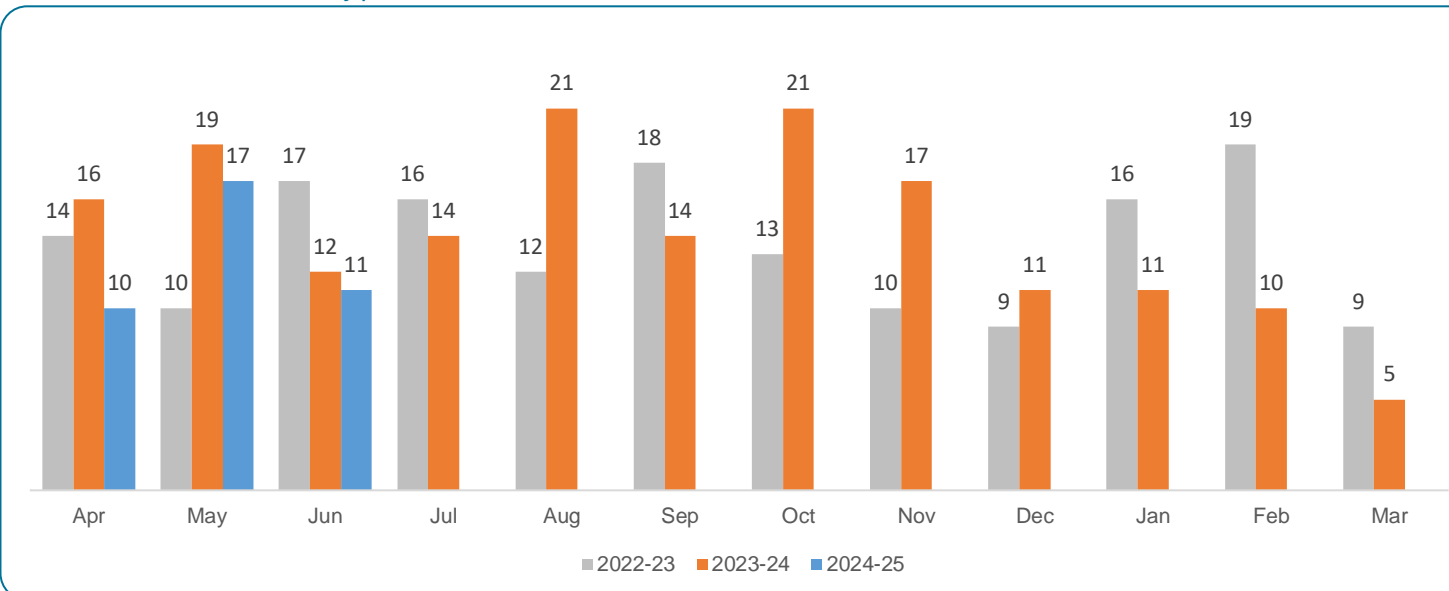
Since April, 34 (89%) individuals moved into permanent residential or nursing care straight from an SBS. The current average length of stay in a SBS before moving to permanent care is 15 weeks, this is an improvement on the average figure of 19 weeks for 2023-24 and 20 weeks for 2022-23.

ASC 002 (ASCOF 2C): The number of adults aged 65 and over whose long-term support needs are met by admission to residential and nursing care homes

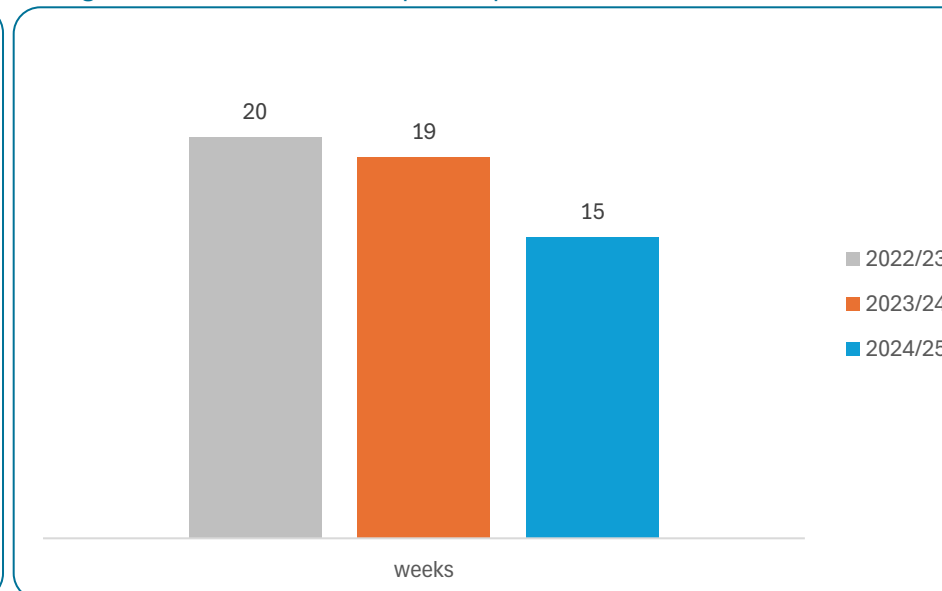


Darlington was ranked **7th** regionally for this indicator in 2023-24 PROVISIONAL DATA

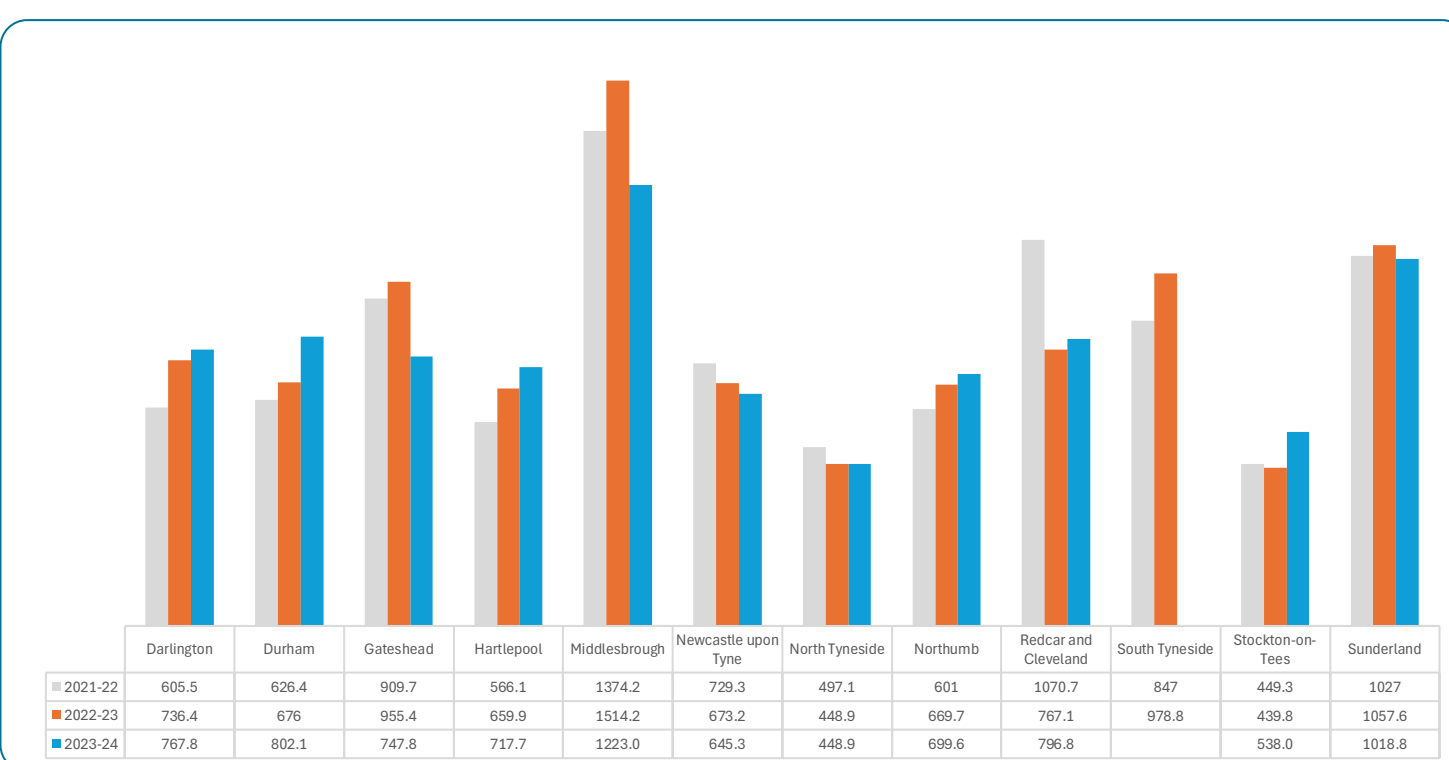
ASC 002a: Number of monthly permanent admissions



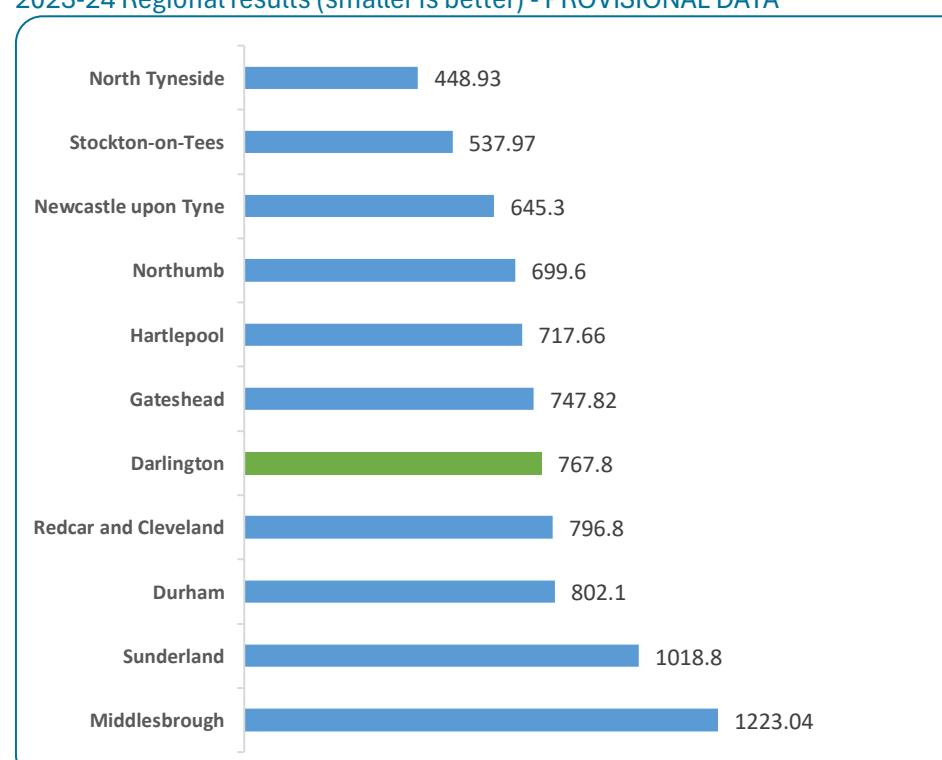
Average number of weeks in SBS prior to permanent care - YTD



Regional Performance (smaller is better) - 2023-24 Regional results - PROVISIONAL DATA

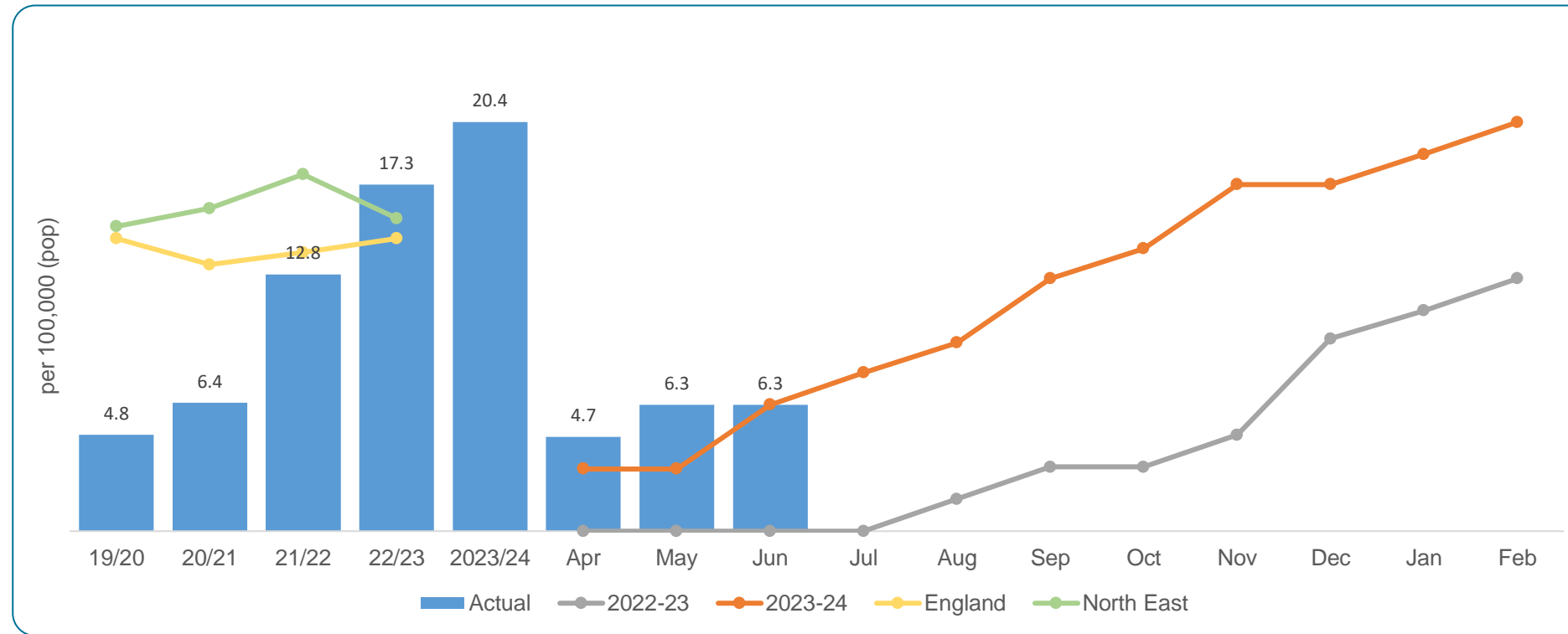


2023-24 Regional results (smaller is better) - PROVISIONAL DATA



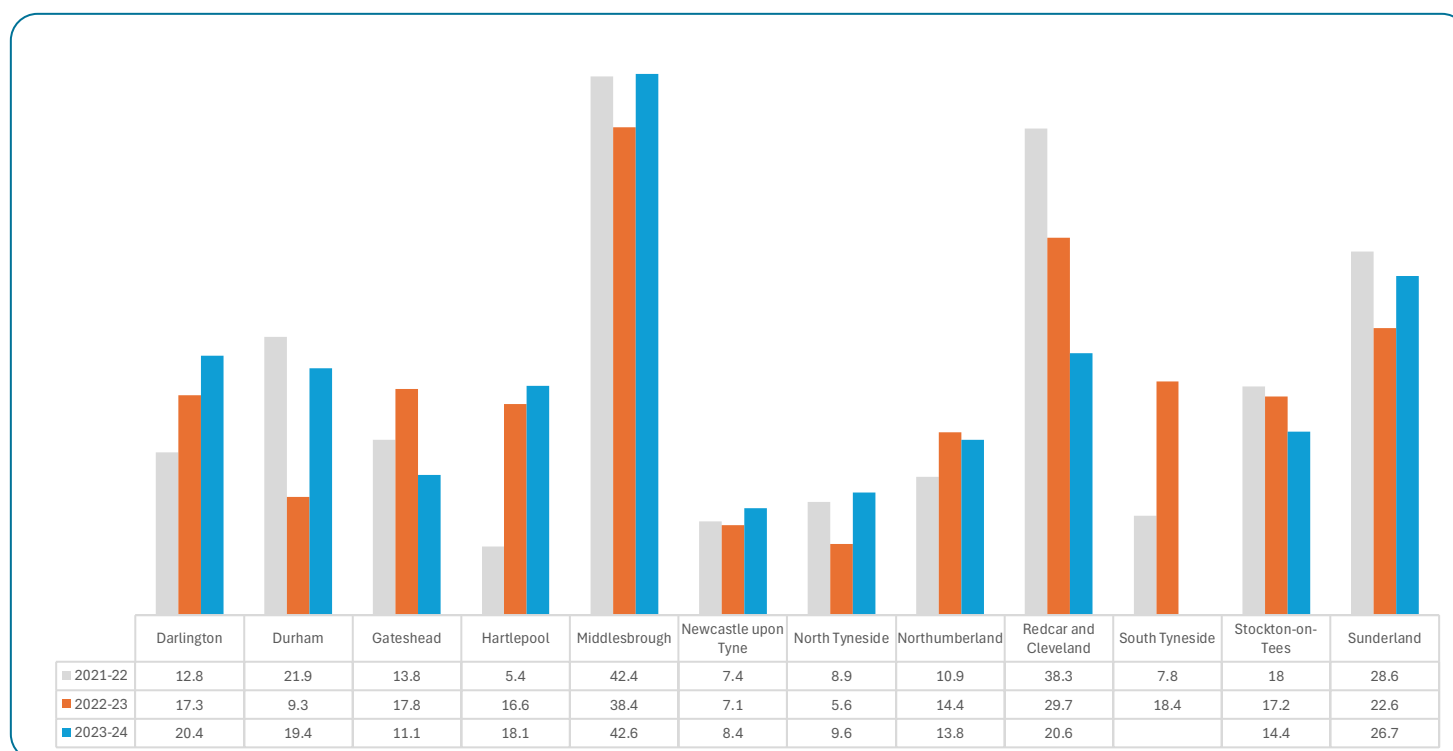
Independence	
Definition	<p>Avoiding permanent placements in residential and nursing care homes is a good indicator of maximising independence and delaying dependency. However, it is acknowledged that for some people drawing on care admission to residential or nursing care homes can represent an improvement in their situation.</p> <p>This indicator also captures efficiency. Residential and nursing care are often the most expensive forms of interventions. Relying on interventions that maximise independence - where appropriate - would represent a cost saving.</p> <p>Data source: Client level data, Office of National Statistics</p>
PERFORMANCE ANALYSIS	<p>There have been 4 18-64-year-olds who have entered permanent care since April 2024, this has resulted in the current performance figure of 6.3.</p> <p>Since 2019-20 the proportion of 18-64-year-olds entering permanent care has increased year on year.</p> <p>The average length of stay for those individuals currently in permanent care aged between 18-64 years old is 52 months.</p> <p>Information gathered from the ADASS Spring Survey 2023 shows that more people are being impacted by social care providers closing or handing back contracts to councils. In the past 6 months 66% of councils that responded, reported that providers in their area had closed, ceased trading, or handed back council contracts.</p> <p>Currently the average age of 18-64-year-olds in permanent residential or nursing care is 47. This is compared to the average age being 55 during the same period last year.</p>

ASC 003 (ASCOF 2B):Adults aged 18-64 admitted on a permanent basis in the year to residential or nursing care



Darlington was ranked **8th** regionally for this indicator in 2023-24 - PROVISIONAL DATA

Regional Performance (smaller is better) - 2023-24 Regional results - PROVISIONAL DATA



2023-24 Regional results (smaller is better) - PROVISIONAL DATA

